
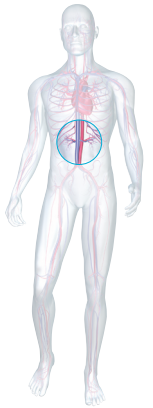


Dynamic Renal

Balloon-Expandable Cobalt Chromium Stent/0.014"/Rx
Indicated for renal arteries




- Proximal gold marker for superior visibility and accurate stent placement
- Double helix stent design for high flexibility
- Cobalt chromium alloy combining a lower profile with improved radial force
- **proBIO** coating for improved stent surface biocompatibility¹

¹ Rzany A, Schaldach M. 2001. Progress in Biomedical Research 2001 May: 182-194.

Dynamic Renal

The dedicated renal artery therapy solution

A stent specifically designed for renal arteries combining excellent stent and balloon technologies.




Superior visibility enhances placement accuracy

A gold plated radiopaque marker ring at the proximal stent end, combined with a cobalt chromium alloy facilitates superior visibility and accurate ostial stent placement. Furthermore, minimal stent shortening characteristics ensure predictable deployed stent length for additional lesion coverage accuracy.

Increased stent flexibility

The double helix stent design ensures high flexibility, homogenous wall coverage and superb conformability.

Double helix



vs. Segmented design



Lower crossing profile and increased scaffolding

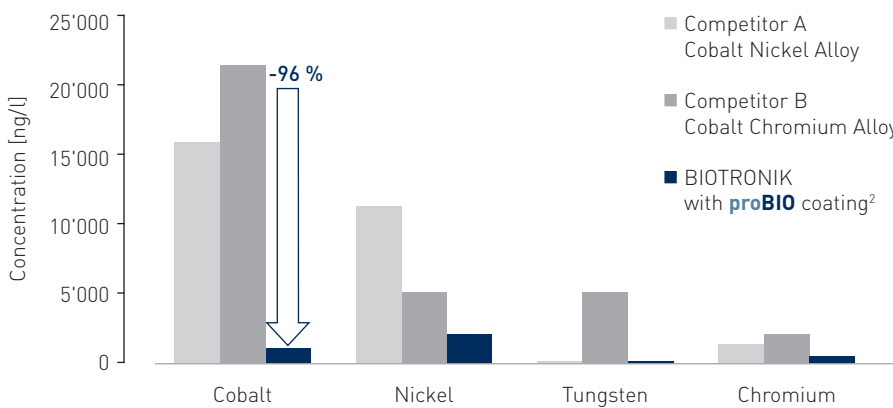
The cobalt chromium alloy permits thinner struts which result in a lower crossing profile. Thus, deliverability is improved while the radial force supporting the vessel scaffolding is increased at the same time.

Built with our best stent technologies

proBIO silicon carbide coating


proBIO acts as a diffusion barrier, sealing the bare metal surface and reducing ion release. In vitro studies have shown up to a 96 % reduction of allergenic metal ions² when the stent surface is coated with silicon carbide.

By providing a barrier against ion release, the silicon carbide coating creates a surface that reduces platelet aggregation while facilitating endothelialization.³



Exceptional delivery performance

The stent delivery system combines advanced thermal crimping techniques, ensuring secure stent retention forces and a smooth, low crossing profile. The short balloon overhang can prevent barotrauma on healthy vessels and the laser cut short balloon tip provides excellent crossability and improved trackability.



² BIOTRONIK data on file

³ Rzany A, Schaldach M. 2001. Progress in Biomedical Research 2001 May: 182-194.

Dynamic Renal

Balloon-Expandable Cobalt Chromium Stent/0.014"/Rx

Technical Data	Stent	
	Stent	Balloon-expandable
	Stent material	Cobalt Chromium (L605)
	Strut thickness	120 µm (ø 4.5 - 5.0 mm) 140 µm (ø 6.0 - 7.0 mm)
	Stent coating	proBIO (Amorphous Silicon Carbide)
	Stent marker	Proximal gold marker
	Sizes	ø 4.5 - 7.0 mm; L: 12 - 19 mm

Delivery system	
Catheter type	Rapid exchange (Rx)
Recommended guide wire	0.014"
Tip	Soft, short and tapered
Balloon markers	2 swaged markers
Shaft (proximal)	Hydrophobic coating
Usable length	140 cm
Nominal Pressure (NP)	10 atm
Rated Burst Pressure (RBP)	15 atm (ø 4.5 - 6.0 mm) 13 atm (ø 7.0 mm)

Compliance Chart		Balloon diameter x length (mm)			
		ø 4.5 x 12-19	ø 5.0 x 12-19	ø 6.0 x 12-19	ø 7.0 x 12-19
Nominal Pressure	atm*	10	10	10	10
(NP)	ø (mm)	4.5	5.0	6.0	7.0
Rated Burst Pressure	atm*	15	15	15	13
(RBP)	ø (mm)	4.7	5.3	6.2	7.2

* 1 atm = 1.013 bar

Ordering Information		Stent ø (mm)	Catheter length 140 cm Stent length (mm)		
			12	15	19
4F	4.5	358582	368711	358586	
	5.0	358583	368712	358587	
5F	6.0	358584	368713	358588	
	7.0	358585	368714	358589	

Dynamic Renal is part of the BIOTRONIK portfolio, including:

- 4F** ■ Introducer Sheath: **Fortress** ■ Guide Wires: **Cruiser, Cruiser-18**
- Balloons: **Passeo-14, Passeo-18** ■ Stents: **PRO-Kinetic Energy Explorer, Pulsar-18**
- 6F** ■ Introducer Sheath: **Fortress** ■ Balloons: **Passeo-35, Passeo-35 HP** ■ Stents: **Dynamic, Astron, Pulsar-35**

For ordering please contact your
local sales representative

BIOTRONIK AG
Ackerstrasse 6
8180 Bülach · Switzerland
Tel +41 (0)44 8645111
Fax +41 (0)44 8645005
info.vi@biotronic.com
www.biotronic.com

© BIOTRONIK AG – All rights reserved.
Specifications are subject to modification, revision and improvement.

BIOTRONIK
excellence for life